

Refrigerator

2 Door Bottom Freezer

HITACHI





Breakthrough Energy Saving



INVERTER × Dual Fan Cooling

Provides optimum cooling in both the freezer and refrigerator compartments, something a single fan cannot do. Improved Dual Fan Cooling with dedicated fans for each compartment ensures energy saving and powerful cooling. This is supported by the Eco Thermo-Sensor in each compartment that detects any temperature change separately to enable the ideal temperature change to be maintained in each of the compartments at all times.

Image is for illustrative purposes only.



Energy Saving

Controlling how much and to which compartment chilled air is delivered, it assures no wasted energy to achieve world top class energy saving ratings.



Stabiliser Free 130v-300v

Even without a special stabiliser, Hitachi's inverter refrigerator can operate under wide voltage fluctuations from 130v-300v.

Tested by Hitachi. Operating conditions may differ depending on situations and specifications.



Powerful Cooling 60°C

Even if the ambient temperature reaches as high as 60°C, every corner inside the refrigerator is still thoroughly cooled.



Long Cool Keeper 12 Hours

The temperature in the freezer compartment is maintained to keep food fresh in the event of a power cut, for up to 12 hours.



INVERTER
×
Dual Fan Cooling

Super Energy Saving

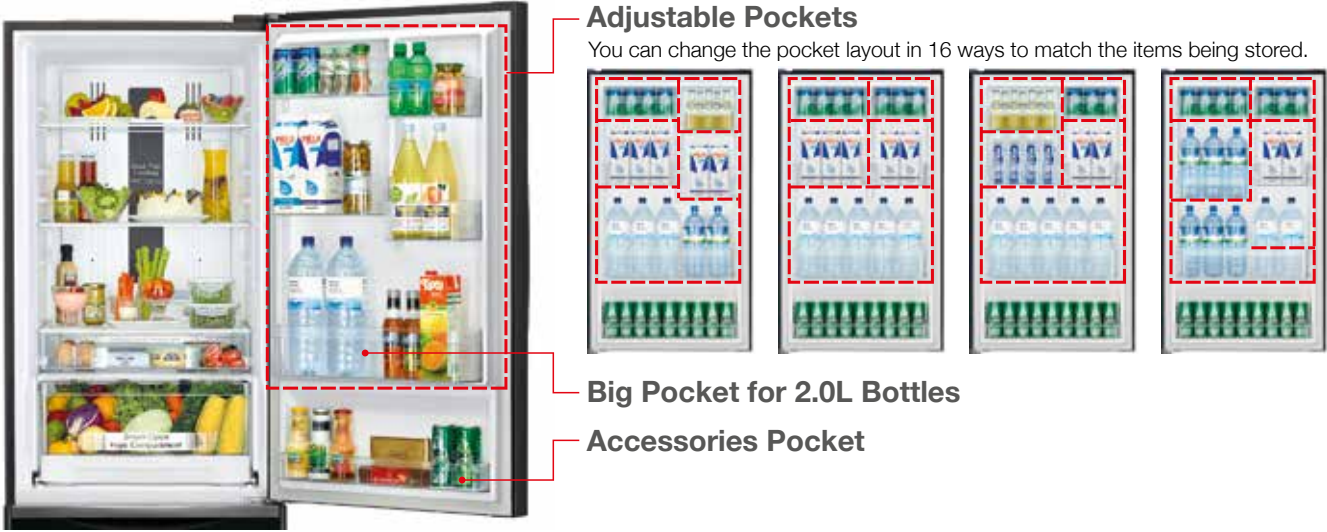
Powerful Cooling

Stabilizer Free

Long Cool Keeper (12 Hours)

Large-Capacity Single Door

The single large door pocket can store 5 of 2.0L drinking bottles for easy access.



Smart, Extendable Compartment for Crisp and Fresh Vegetables

The drawer featuring a sturdy frame with glass can hold and support items but it's easy to open and close, too. The case can be significantly extended to hold and arrange plenty of food, fruits and vegetables. A case cover prevents loss of moisture and keeps the fruits and vegetables crisp and fresh.



Quick Access, Easy-to-See Layout

Fridge compartment is located at the top which is a convenient height for usage. Just open the door and you can see and access everything stored planning menus ahead time.



Refrigerator Compartment

- Smart-Open Vege Compartment
- Selectable Mode Compartment
- LED Light
- Tempered Glass Shelves

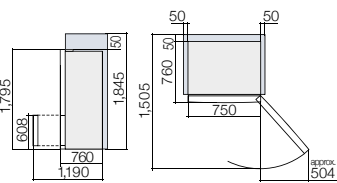
Freezer Compartment

- Double-Deck Drawer
- Movable Twist Ice Tray

General Features

- Inverter Control
- Dual Fan Cooling
- Eco Thermo-Sensor
- Touch Screen Controller
- Nano Titanium Filter
- Moldproof Door Gasket
- No Frost
- CFC-Free
- HFC-Free

Dimensions (mm)



Net 470L
□: Space required for ventilation.

Selectable Mode Compartment

The Select Lever lets you adjust the temperature inside the compartment by switching between the Vegetable and Dairy/Meat modes to match your lifestyle.



Vegetable Mode

- For storage of easily damaged soft fruits and vegetables
- Organizes items by size

Dairy / Meat Mode

- Keeps meat and fish fresh
- Thaws frozen meals
- Rapidly cools drinks



INVERTER
×
Dual Fan Cooling

Super Energy Saving

Powerful Cooling

Stabilizer Free

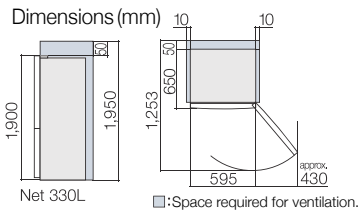
Long Cool Keeper (12 Hours)

Glass Deluxe
2 Door
R-BG415P6MSX Net 330L



- Refrigerator Compartment**
- Selectable Mode Compartment
 - Vegetable Compartment
 - Slide Shelf
 - Bottle and Wine Shelf
 - Tempered Glass Shelves
 - Adjustable Door Pockets
 - Bottom Pocket
 - LED Light
- Freezer Compartment**
- Hybrid Freezing
 - Easy Access Case
 - Deep & Large Case
 - Quick Freezing Mode

- General Features**
- Inverter Control
 - Dual Fan Cooling
 - Eco Thermo-Sensor
 - Touch Screen Controller
 - Nano Titanium Filter
 - CFC-Free ● HFC-Free
 - No Frost



Freezer Compartment

Hybrid Freezing

Delicious Cooking Results

Thanks to the aluminum plate, items freeze rapidly. As well as retaining freshness, rapid freezing reduces drip during thawing, so flavor is also retained. It brings delicious cooking results!

Conventional **Hybrid Freezing**

Large amount of drip 0.57g / 100g Minimal drip 0.24g / 100g

Tested by Hitachi.
Comparison of the amount of drip released 4 hours after thawing from items frozen for 3 days.

What's the advantage of Hybrid Freezing?

When meat and other food are frozen in the conventional way, water inside the cells freezes into large ice crystals which destroy the cell walls resulting in a large amount of drip when items are thawed. This is a major cause of loss of flavor. If food items rapidly pass through the temperature zone between -1°C and -5°C, ice crystals are kept small to minimize damage to cell wells and retain flavor.

Easy Access Case

Efficient Storage

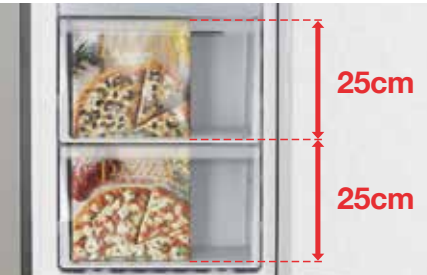
The top of the freezer compartment is open so that you can reach items directly.



Deep & Large Case

Easy Storage of Big Items

Bigger-sized frozen foods or compartments can be easily stored in this specially designed deep & large freezer case.



Refrigerator Compartment



Slide Shelf

Easy Access and Storage of Items at the Back

Slide shelf makes it easier to see and reach items at the back to enable efficient, organized storage.



Vegetable Compartment

Ensures indirect cooling to maintain the optimum moisture level for vegetables.

High Humidity approx. **90%**

Tested by Hitachi.
Differs depending on the amount and type of vegetables.



Touch Screen Controller

Flat glass panel controls let you change the settings with a simple touch. And a wipe is all it takes to clean the tempered glass surface.

Selectable Mode Compartment

Flexible Layout

The Select Lever lets you adjust the temperature in each compartment by switching between the Vegetable and Dairy/Meat modes.



Adjustable Door Pockets

You can change the pocket layout to match the items being stored.

Bottom Pocket

Convenient medium-size pocket for storing 0.5L bottles.



Elegant Bottle and Wine Shelf

The wavy shelf holds bottles at the optimum angle for storing premium wines and also large enough for 1.5L bottles.



INVERTER

- | | |
|---------------------|-----------------------------|
| Super Energy Saving | Powerful Cooling |
| Stabilizer Free | Long Cool Keeper (12 Hours) |

Refrigerator Compartment



Vegetable Compartment
Ensures indirect cooling to maintain the optimum moisture level for vegetables.
High Humidity approx. 90%
Tested by Hitachi. Differs depending on the amount and type of vegetables.



Tempered Glass Shelves
The shelves are scratch-proof, heat-resistant and prevent spills, and can even hold up to 100kg* each.
*Weight resistance of Tempered Glass.



Bright, Energy-Saving LED Light
Lasts a long time and consumes much less energy than conventional lamps.



Clean Air and Minimal Odor Transfer
Each compartment is always full of clean air that has passed through a Nano Titanium filter. Also, there's no transfer of odors from other compartments.



Adjustable Door Pockets
You can change the pocket layout to match the items being stored.

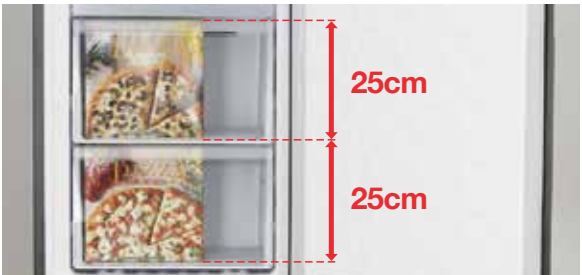
Bottom Pocket
Convenient medium-size pocket for storing 0.5L bottles.

Freezer Compartment



Easy Access Case

Efficient Storage
The top of the freezer compartment is open so that you can reach items directly.



Deep & Large Case

Easy Storage of Big Items
Bigger-sized frozen foods or compartments can be easily stored in this specially designed deep & large freezer case.

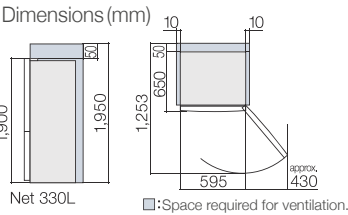
Standard
2 Door
R-B410P6MS Net 330L






Brilliant Silver (BSL)



- | Refrigerator Compartment | Freezer Compartment | General Features |
|--|--|--|
| <ul style="list-style-type: none">● Vegetable Compartment● Tempered Glass Shelves● Adjustable Door Pockets● Bottom Pocket● LED Light | <ul style="list-style-type: none">● Easy Access Case● Deep & Large Case | <ul style="list-style-type: none">● Inverter Control● Eco Thermo-Sensor● Nano Titanium Filter● CFC-Free ● HFC-Free● No Frost |



SPECIFICATIONS

		2 Door		
			Glass Deluxe	Standard
Model		R-B570P7MS	R-BG415P6MSX	R-B410P6MS
				
Net Capacity (L ^{*1})	Total	470	330	330
	Freezer	120	115	115
	Refrigerator	350	215	215
Storage Capacity (L ^{*2})	Total	444	320	320
	Freezer	94	105	105
	Refrigerator	350	215	215
Refrigerator Compartment	Slide Shelf	-	•	-
	Selectable Mode Compartment	•	•	-
	Bottle and Wine Shelf	-	•	-
	Tempered Glass Shelves	•	•	•
	Vegetable Compartment	Smart-Open	•	•
	Adjustable Door Pockets	-	•	•
	Adjustable Shelves	•	-	-
	Bottom Pocket	-	•	•
	LED Light	•	•	•
Freezer Compartment	Movable Twist Ice Tray	•	-	-
	Slide Type Double Deck Drawer	•	-	-
	Easy Access Case	-	• (1)	• (1)
	Hybrid Freezing	-	•	-
	Deep & Large Case	-	• (2)	• (2)
	Quick Freezing Mode	•	•	-
General Features	Inverter Control	•	•	•
	Intelligent Inverter Fan	•	•	-
	Dual Fan Cooling	•	-	-
	Energy Saving Mode	•	-	-
	No Frost	-	•	•
	Eco Thermo-Sensor	•	•	•
	Nano Titanium Filter	•	•	•
	Touch Screen Controller	•	•	-
	Eco Lamp	-	•	-
	Dual Fan Lamp	-	•	-
	Rear Temp Control Dial	-	-	•
	Door Alarm	•	•	-
Plug		BS 3PIN	BS 3PIN	BS 3PIN
Dimensions (mm)	Width	750	595	595
	Height	1,795	1,900	1,900
	Depth with Handle	760	650	650
Colour		Glass Black (GBK)	Glass Black (GBK) Gradation Gray (XGR)	Brilliant Silver (BSL)

*1 Based on IEC 62552-3:2015 Standard Volume

*2 Based on ISO 15502:2005 Standard Storage Volume